








# Torque guide

Type of product	Image	Torque – Ncm		
		X-Small	Small	Large
Cover Screw		Manual*	Manual*	Manual*
Healing Abutment Healing Abutment Uni ProHeal Cap Healing Cap Angled		Manual**	Manual**	Manual**
TempDesign™ Temporary Abutment		–	15	15
20°/45° Cresco™ Insert for Astra Tech Implant System™ 20°/45° UniAbutment		–	15	15
Bridge Screws Cresco™ Bridge Screw		–	15	15
Atlantis™ Abutment for Astra Tech Implant System™ ZirDesign™ TiDesign™ CastDesign™ Angled Abutment		15***	20	25
Direct Abutment™ Ball Abutment Locator™ Abutment		–	25	25

\* Only light finger force (5–10 Ncm) using a manual screwdriver or contra angle preset at 25 rpm and 5–10 Ncm torque.

\*\* Only light finger force (5–10 Ncm) using a manual screwdriver. Do not use a Ratchet Wrench or Torque Wrench.

\*\*\* **Note:** Available for TiDesign™, Atlantis™ Abutment – Titanium and Atlantis™ Abutment – GoldHue.

Your local sales representative:

**Tanya Oshatz**  
206-854-3320 • [tanya.oshatz@astratech.com](mailto:tanya.oshatz@astratech.com)